

Arizona Assurance Pre-Survey

Description:

Date Created: 5/29/2009 1:23:53 PM

Date Range: 6/15/2009 12:00:00 AM - 8/30/2009 11:59:00 PM

Total Respondents: 781

Q1. Please provide the following information:

Count	Respondent %	Response %		
780	100.00%	33.38%		First name:
780	100.00%	33.38%		Last name:
777	99.62%	33.25%		Birth date (mm/dd/yyyy):
780	Respondents			
2337	Responses			

Q2. Have you attended New Student Orientation in the last month?

Count	Percent		
553	70.81%		Yes
228	29.19%		No
781	Respondents		

Q3. Are you considered an Arizona Assurance Scholar?

Count	Percent		
678	86.81%		Yes
3	0.38%		No
100	12.80%		Not sure
781	Respondents		




Q4. What does it mean for you to be an AZ Assurance scholar?

Count	Percent	
539	100.00%	
539	Respondents	

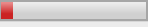



Q5. Why did you choose to come to the University of Arizona? (Check all that apply)

Count	Respondent %	Response %		
507	68.61%	24.90%		All costs were covered/good financial aid package
476	64.41%	23.38%		It is close to home
107	14.48%	5.26%		Did not apply to any other four-year university/college
128	17.32%	6.29%		Pressure/encouragement from family
133	18.00%	6.53%		Most of my friends were also planning to enroll to the University of Arizona
171	23.14%	8.40%		Teacher/counselor recommended the University of Arizona
27	3.65%	1.33%		Did apply to other institutions, but did not get accepted
340	46.01%	16.70%		Wanted to be at the best college I could get into
147	19.89%	7.22%		Other (please specify)
739	Respondents			
2036	Responses			

Q6. Do you plan to live on campus during your first year of college?

Count	Percent		
405	54.80%		Yes
310	41.95%		No
24	3.25%		I am still deciding.
739	Respondents		

Q7. Where do you plan to live during your first year of college?

Count	Percent		
25	8.06%		Off campus by myself
119	38.39%		Off campus with roommates/friends
32	10.32%		Off campus with relatives
134	43.23%		At home with my family
310	Respondents		







Q8. Do you plan to find a student job on campus?

Count	Percent		
471	63.82%		Yes
72	9.76%		No
195	26.42%		Not sure
738	Respondents		

Q9. Do you plan to find a job off campus?

Count	Percent		
175	23.71%		Yes
246	33.33%		No
317	42.95%		Not sure
738	Respondents		

Q10. How many hours a week do you plan to work?

Count	Percent		
65	11.65%		1 - 10
269	48.21%		11 - 20
94	16.85%		21 - 30
15	2.69%		31 - 40
1	0.18%		More than 40
114	20.43%		Not sure
558	Respondents		

Q11. In what subject/area, do you plan to major?

Count	Percent	
727	100.00%	
727	Respondents	

Q12. How certain are you of these plans for your major?

Count	Percent		
352	47.89%		Very certain
297	40.41%		Moderately certain
53	7.21%		Not very certain
33	4.49%		Not at all certain
735	Respondents		

Q13. How important do you consider getting a college degree to be?

Count	Percent		
715	97.28%		Very important
19	2.59%		Moderately important
1	0.14%		Slightly important
0	0.00%		Not at all important
735	Respondents		

Q14. How certain are you that you will succeed in college?

Count	Percent		
556	75.65%		Very certain
177	24.08%		Moderately certain
1	0.14%		Not very certain
1	0.14%		Not at all certain
735	Respondents		

Q15. How prepared do you feel to do well academically in college?

Count	Percent		
290	39.46%		Very prepared
400	54.42%		Moderately prepared
41	5.58%		Slightly prepared
4	0.54%		Not at all prepared
735	Respondents		

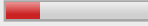



Q16. How comfortable would you feel asking for help if you faced academic challenges?

Count	Percent		
374	51.16%		Very comfortable
298	40.77%		Moderately comfortable
56	7.66%		Slightly comfortable
3	0.41%		Not at all comfortable
731	Respondents		





Q17. How comfortable would you feel asking for guidance if you weren't sure how to succeed at University of Arizona?

Count	Percent		
384	52.53%		Very comfortable
282	38.58%		Moderately comfortable
60	8.21%		Slightly comfortable
5	0.68%		Not at all comfortable
731	Respondents		


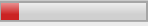


Q18. To what extent do you feel you are on your own in college vs. having faculty/staff or other people at the University who want to help you? (Check all that apply)

Count	Respondent %	Response %		
293	40.08%	23.50%		I feel it is completely up to me to succeed on my own.
259	35.43%	20.77%		Others might be there to help me, but they are just doing their job.
417	57.05%	33.44%		I think I will find many people to help and guide me.
278	38.03%	22.29%		I'm confident many people will care about my success here at the U of A.
731	Respondents			
1247	Responses			





Q19. Please indicate how committed you are to achieving the following goals: - Completing a 4-year degree anywhere

Count	Percent		
570	77.98%		Very committed
85	11.63%		Moderately committed
44	6.02%		Slightly committed
32	4.38%		Not at all committed
731	Respondents		

Q20. Please indicate how committed you are to achieving the following goals: - Completing a 4-year degree at the University of Arizona

Count	Percent		
629	86.05%		Very committed
88	12.04%		Moderately committed
12	1.64%		Slightly committed
2	0.27%		Not at all committed
731	Respondents		

Q21. Please indicate how committed you are to achieving the following goals: - Completing a 2-year college degree

Count	Percent		
386	52.80%		Very committed
106	14.50%		Moderately committed
74	10.12%		Slightly committed
165	22.57%		Not at all committed
731	Respondents		

Q22. Please indicate how committed you are to achieving the following goals: - Studying hard every semester

Count	Percent		
619	84.68%		Very committed
106	14.50%		Moderately committed
6	0.82%		Slightly committed
0	0.00%		Not at all committed
731	Respondents		

Q23. Please indicate how committed you are to achieving the following goals: - Finishing your first year of college at the University of Arizona

Count	Percent		
715	97.81%		Very committed
13	1.78%		Moderately committed
3	0.41%		Slightly committed
0	0.00%		Not at all committed
731	Respondents		

Q24. Please indicate how committed you are to achieving the following goals: - Finishing your planned major

Count	Percent		
519	71.00%		Very committed
163	22.30%		Moderately committed
39	5.34%		Slightly committed
10	1.37%		Not at all committed
731	Respondents		

Q25. Please indicate how committed you are to achieving the following goals: - Getting good grades

Count	Percent		
671	91.79%		Very committed
60	8.21%		Moderately committed
0	0.00%		Slightly committed
0	0.00%		Not at all committed
731	Respondents		

Q26. Please indicate how committed you are to achieving the following goals: - Participating in academic activities offered by the University of Arizona

Count	Percent		
392	53.63%		Very committed
271	37.07%		Moderately committed
64	8.76%		Slightly committed
4	0.55%		Not at all committed
731	Respondents		

Q27. Please indicate how committed you are to achieving the following goals: - Participating in social activities offered by the University of Arizona

Count	Percent		
379	51.85%		Very committed
260	35.57%		Moderately committed
81	11.08%		Slightly committed
11	1.50%		Not at all committed
731	Respondents		

Q28. How likely are you to consider attending a community college (e.g., Pima) for some of your higher education?

Count	Percent		
40	5.47%		Very likely
170	23.26%		Moderately likely
324	44.32%		Not very likely
175	23.94%		Not at all likely
22	3.01%		Not applicable - I have already attended a community college.
731	Respondents		

Q29. How many hours a day do you think you will need to study to be academically successful in college?

Count	Percent		
45	6.17%		0 - 2 hours a day
492	67.49%		3 - 5 hours a day
159	21.81%		6 - 8 hours a day
33	4.53%		More than 8 hours a day
729	Respondents		

Q30. How knowledgeable are you about each of the following? - Financial aid

Count	Percent		
118	16.19%		Very knowledgeable
481	65.98%		Moderately knowledgeable
125	17.15%		Slightly knowledgeable
5	0.69%		Not at all knowledgeable
729	Respondents		

Q31. How knowledgeable are you about each of the following? - Registration for classes

Count	Percent		
195	26.75%		Very knowledgeable
412	56.52%		Moderately knowledgeable
111	15.23%		Slightly knowledgeable
11	1.51%		Not at all knowledgeable
729	Respondents		

Q32. How knowledgeable are you about each of the following? - Academic probation

Count	Percent		
96	13.17%		Very knowledgeable
227	31.14%		Moderately knowledgeable
277	38.00%		Slightly knowledgeable
129	17.70%		Not at all knowledgeable
729	Respondents		

Q33. How knowledgeable are you about each of the following? - Academic support

Count	Percent		
127	17.42%		Very knowledgeable
327	44.86%		Moderately knowledgeable
237	32.51%		Slightly knowledgeable
38	5.21%		Not at all knowledgeable
729	Respondents		

Q34. How knowledgeable are you about each of the following? - Your planned major/career

Count	Percent		
209	28.67%		Very knowledgeable
389	53.36%		Moderately knowledgeable
100	13.72%		Slightly knowledgeable
31	4.25%		Not at all knowledgeable
729	Respondents		

Q35. How knowledgeable are you about each of the following? - Extracurricular activities

Count	Percent		
88	12.07%		Very knowledgeable
327	44.86%		Moderately knowledgeable
266	36.49%		Slightly knowledgeable
48	6.58%		Not at all knowledgeable
729	Respondents		

Q36. How knowledgeable are you about each of the following? - How to contact faculty

Count	Percent		
132	18.11%		Very knowledgeable
308	42.25%		Moderately knowledgeable
243	33.33%		Slightly knowledgeable
46	6.31%		Not at all knowledgeable
729	Respondents		

Q37. How knowledgeable are you about each of the following? - Personal counseling

Count	Percent		
76	10.43%		Very knowledgeable
259	35.53%		Moderately knowledgeable
300	41.15%		Slightly knowledgeable
94	12.89%		Not at all knowledgeable
729	Respondents		

Q38. How knowledgeable are you about each of the following? - Getting a part-time job on campus while attending college

Count	Percent		
110	15.09%		Very knowledgeable
270	37.04%		Moderately knowledgeable
248	34.02%		Slightly knowledgeable
101	13.85%		Not at all knowledgeable
729	Respondents		

Q39. How knowledgeable are you about each of the following? - Getting a part-time job off campus while attending college

Count	Percent		
138	18.93%		Very knowledgeable
246	33.74%		Moderately knowledgeable
226	31.00%		Slightly knowledgeable
119	16.32%		Not at all knowledgeable
729	Respondents		

Q40. How knowledgeable are you about each of the following? - Finding places on campus

Count	Percent		
171	23.46%		Very knowledgeable
318	43.62%		Moderately knowledgeable
191	26.20%		Slightly knowledgeable
49	6.72%		Not at all knowledgeable
729	Respondents		









Q41. How knowledgeable are you about each of the following? - Getting a full-time job after college

Count	Percent		
99	13.58%		Very knowledgeable
228	31.28%		Moderately knowledgeable
256	35.12%		Slightly knowledgeable
146	20.03%		Not at all knowledgeable
729	Respondents		









Q42. Is there anything that you want to know more about in order to succeed in college?

Count	Percent		
173	23.73%		Yes (please describe)
556	76.27%		No
729	Respondents		



Q43. If you needed academic support, who would you contact? (Check all that apply)

Count	Respondent %	Response %		
385	52.81%	15.72%		My immediate family
105	14.40%	4.29%		My extended family
294	40.33%	12.00%		My friends from high school
452	62.00%	18.46%		A faculty member
478	65.57%	19.52%		A staff member at the University of Arizona
626	85.87%	25.56%		My academic advisor
89	12.21%	3.63%		Other (please specify)
20	2.74%	0.82%		I don't know
729	Respondents			
2449	Responses			

Q44. If you had financial problems, who would you contact? (Check all that apply)

Count	Respondent %	Response %		
570	78.19%	34.40%		My immediate family
117	16.05%	7.06%		My extended family
42	5.76%	2.53%		My friends from high school
145	19.89%	8.75%		A faculty member
266	36.49%	16.05%		A staff member at the University of Arizona
416	57.06%	25.11%		My academic advisor
67	9.19%	4.04%		Other (please specify)
34	4.66%	2.05%		I don't know
729	Respondents			
1657	Responses			

Q45. Do you have any additional comments or suggestions regarding your first year of college?

Count	Percent		
77	10.56%		Yes (please explain)
652	89.44%		No
729	Respondents		